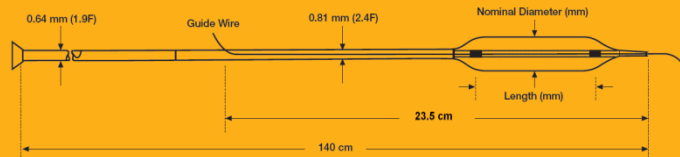


TECHNICAL SPECIFICATIONS

- PTCA Balloon Catheter Rapid Exchange System (Rx)
- Semi-Compliant Balloon
- Balloon material: Polyamide
- Balloon transition angles: Tapered shoulders at 42°
- Balloon inflation pressures: Nominal 6 ATM/Bars.
Rated Burst Pressure (RBP): 18 ATM/Bars (16 ATM/Bars > 4.0 mm)
- Catheter tip entry profile 0.016"
- Catheter length: 140 cms
- Catheter shaft diameters: 1.9 FR (proximal) and 2.4 FR distal
- Compatible Guide wire 0.014"
- Minimal Guiding catheter compatible: 5 FR (0.058")
- Kissing Balloon technique: 2 balloons on 6 FR guiding catheter



ORDERING INFORMATION

BALLOON DIAMETER	BALLOON LENGTH							
	10 mm	12 mm	15 mm	20 mm	25 mm	30 mm	35 mm	40 mm
1.25 mm	CV-125-10	CV-125-12	CV-125-15	-	-	-	-	-
1.50 mm	CV-150-10	CV-150-12	CV-150-15	CV-150-20	-	-	-	-
2.00 mm	CV-200-10	CV-200-12	CV-200-15	CV-200-20	CV-200-25	-	-	-
2.25 mm	CV-225-10	CV-225-12	CV-225-15	CV-225-20	CV-225-25	CV-225-30	CV-225-35	CV-225-40
2.50 mm	CV-250-10	CV-250-12	CV-250-15	CV-250-20	CV-250-25	CV-250-30	CV-250-35	CV-250-40
2.75 mm	CV-275-10	CV-275-12	CV-275-15	CV-275-20	CV-275-25	CV-275-30	CV-275-35	CV-275-40
3.00 mm	CV-300-10	CV-300-12	CV-300-15	CV-300-20	CV-300-25	CV-300-30	CV-300-35	CV-300-40
3.25 mm	CV-325-10	CV-325-12	CV-325-15	CV-325-20	CV-325-25	CV-325-30	CV-325-35	CV-325-40
3.50 mm	CV-350-10	CV-350-12	CV-350-15	CV-350-20	CV-350-25	CV-350-30	CV-350-35	CV-350-40
4.00 mm	CV-400-10	CV-400-12	CV-400-15	CV-400-20	CV-400-25	CV-400-30	CV-400-35	CV-400-40
4.50 mm	-	CV-450-12	-	CV-450-20	CV-450-25	CV-450-30	CV-450-35	CV-450-40

CONIC VASCULAR

Conic Vascular Technology S.A.
Via Carlo Maderno, 23
6901 Lugano - Switzerland

Phone (+41) 91 910 77 88
Fax (+41) 91 923 91 19
info@conic.ch

www.conicvascular.com

Distributed by:



CE
0481

 SWISS TECHNOLOGY

THE NEW STAR IS
CLEVER

PTCA BALLOON CATHETER

Catalogue Nr: 22-0040-1 Rev.04

CONIC VASCULAR

CLEVER

PTCA BALLOON CATHETER



Product design and patented manufacturing technology.

Excellent navigability properties and **BALANCED** pushability, trackability and crossability.

Ideal for crossing difficult and severe lesions (**CTO**) and **TORTUOUS** coronary **ANATOMIES**.

Low profiles - tip entry and balloon crossing. (See charts)
Very thin balloon wall (0.008 mm), very flexible, resistant, fast deflation time.

Deliver **CENTRAL** and **UNIFORM** dilatation with less risk to cause edge dissection.

Balloon distal transition angle design: tapered shoulders at 42°.

Freedom of motion of guide wire at high pressure balloon inflation. No risk of guide wire collapse.

Patented design of inner tube at distal catheter segment.

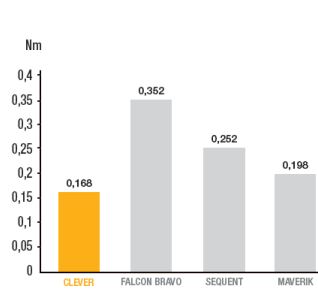
Avoiding balloon “dog bone” effect and potential intima’s injuries.

Controlled balloon growth even at high inflation pressures.

Low friction during navigation and crossability.

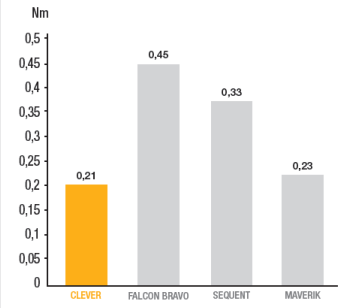
Highly efficient hydrophilic balloon and distal shaft coating.

NAVIGABILITY



(Nm) Average Force needed to get the Target Lesion. Lower Force Value = Better Navigability.

SIDEBRANCH ACCESS (COMPLEX LESIONS)



(Nm) Average Force needed to access to Sidebranches with High Angulation and Complex Lesions. Lower Force Value = Better Tracking.

BALLOON CROSSING PROFILES

BALLOON DIAMETER	PROFILE MILLIMETERS	PROFILE INCHES
1.25 mm	0.56 mm	0.0220"
1.50 mm	0.58 mm	0.0228"
2.00 mm	0.60 mm	0.0236"
2.25 mm	0.61 mm	0.0240"
2.50 mm	0.62 mm	0.0244"
2.75 mm	0.64 mm	0.0251"
3.00 mm	0.65 mm	0.0255"
3.25 mm	0.67 mm	0.0263"
3.50 mm	0.68 mm	0.0267"
4.00 mm	0.71 mm	0.0279"
4.50 mm	0.74 mm	0.0291"

BALLOON COMPLIANCE CHART

BAR	1.25 mm	1.50 mm	2.00 mm	2.25 mm	2.50 mm	2.75 mm	3.00 mm	3.25 mm	3.50 mm	4.00 mm	4.50 mm
4	1.15	1.48	1.92	2.20	2.46	2.68	2.92	3.17	3.47	3.92	4.38
6 Nom	1.24	1.52	2.05	2.28	2.54	2.76	3.04	3.27	3.54	4.04	4.50
8	1.26	1.58	2.11	2.31	2.59	2.82	3.09	3.34	3.66	4.14	4.61
10	1.27	1.64	2.14	2.37	2.66	2.88	3.15	3.40	3.71	4.22	4.69
12	1.28	1.74	2.18	2.41	2.74	2.94	3.21	3.45	3.78	4.29	4.75
14	1.30	1.78	2.22	2.45	2.82	2.99	3.25	3.49	3.88	4.36	4.80
16	1.31	1.85	2.26	2.49	2.86	3.03	3.29	3.53	3.97	4.44	4.86
18 RBP	1.33	2.00	2.30	2.53	2.90	3.07	3.34	3.57	4.04	4.54	4.93
20	1.34	2.10	2.38	2.58	2.98	3.12	3.40	3.62	4.15	4.65	>20
22	-	-	-	-	-	-	-	-	-	-	-
23	-	-	-	-	-	-	-	-	>23	>23	-
25	>25	>25	>25	>25	>25	>25	>25	>25	-	-	-

